




DIL-32 to QFP-32 Adapter

Please follow the pictures below to connect the adapter onto the GALEP in the right orientation, and to correctly place the programmable device into the adapter.

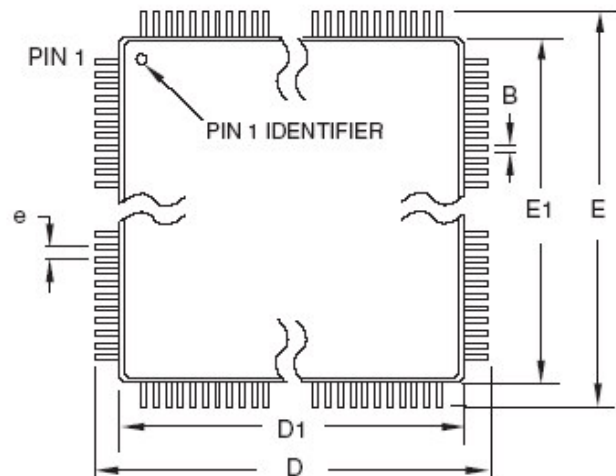


DIL-32 auf QFP-32 Adapter

Bitte beachten Sie die folgenden Bilder für den richtigen Einsatz im GALEP und das richtige Einlegen des Bauteils in den Adapter:



Device Dimensions:



D = E 9.0 mm
D1 = E1 7.0 mm
e = Pitch 0.8 mm

Wiring/ Verdrahtung	
DIL-32	QFP-32
1	1
...	...
32	32